



Qatar Asset Manager - 2018



Qatar Asset Manager - 2019



Best ETF Issuer - 2019

Al Rayan GCC Fund

Previously Al Rayan GCC Fund (Q)



November 2019

NAV/unit: QAR 1.749

Performance YTD: +18.3%

Overview: Equities continued inching higher, as major central banks remain supportive, economic data encouraged and the US/China trade deal appeared to gain momentum. US and European equities both gained around 3% while within EM, India +2%, Brazil +1% but China -2%. Despite 10 year US Treasuries yield swinging 0.45% intra-month, they ended 0.08% higher at 1.78%. Gold dropped 3% (\$1,464) and Brent crude added 1.5% (\$60.5). In the commodities space, steel, copper and aluminum rose 1-3% while ethylene, Henry Hub gas and urea were among the commodity losers, all falling around 10%.

In November, Gulf equities were led by Kuwait (+5%) which more than recovered weakness during the summer. This was followed by Saudi Arabia (+1.5%) as it too bounced from October's weakness. Dubai (-2.5%), Abu Dhabi (-1.5%) and Qatar (-0.4%) were all weak. Fixed income issuance from the region was \$2.8bn during November of which \$2.05bn was sukuk (Arabian Centres, DIB, Masraf Al Rayan and QIIB). Despite a rise in US Treasury yields, sukuk gained 0.46% helped by tighter spreads vs Treasuries.

Kuwait Finance House, Jazeera Airways and Air Arabia helped the portfolio most during the month while Emaar Properties, Abu Dhabi Islamic Bank and Medicare Group were key laggards.

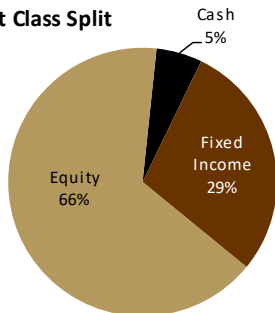
Outlook: December will be remembered for the world's largest IPO (Aramco listing in Riyadh) and, in Qatar, for Baladna coming to market. Investors will look out for government budget announcements to help position for the year ahead. In 2020, the prized trade remains Kuwait's upgrade by MSCI to emerging market status.

Fund Facts

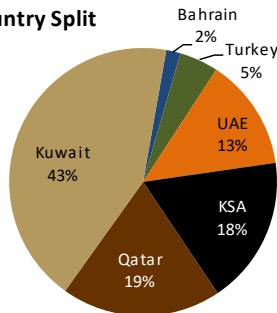
Asset class	Shari'a compliant GCC listed equities and sukuk
Investment Objective	18-24 month capital appreciation
Minimum investment	
- Individual	QAR 35,000 initially, QAR 5,000 thereafter
- Institution	QAR 350,000 initially, QAR 50,000 thereafter up to 1%
Subscription Fees	1.25% pa
Management Fees	20% of NAV increase above 24%, over 2-years
Performance Fees	Open-ended
Fund Duration	Masraf Al Rayan QPSC
Founder	Al Rayan Investment LLC
Fund Manager	Qatar Central Bank
Regulator	HSBC Bank Middle East
Custodian	Deloitte & Touche
Auditor	ARYGCCQ QD/ 68048996
Bloomberg/ Lipper	QAR 225.1 m
Net Asset Value (NAV)	

Investments

Asset Class Split



Country Split



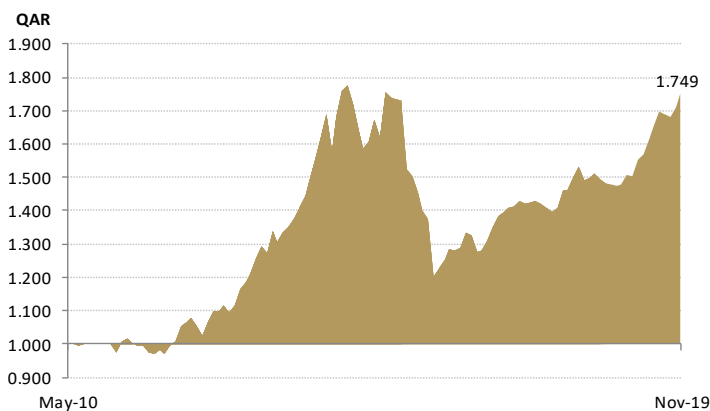
Fund Indicators (Equity)

Indicator	November 2019
P/E 2019E	16.7x
P/BV 2019E	2.3x
Dividend Yield 2019E	4.1%
ROE 2019E	14.9%
Weighted Market Cap (QAR)	18.4bn

Fund Indicators (Fixed Income)

Indicator	November 2019
Weighted yield to maturity	7.8%
Weighted maturity (Years)	3.8

Net Asset Value/Unit



Top 5 Holdings (% of total portfolio)

Company	Country	Instrument	%
Dar Al Arkan 2023	KSA	Fixed Income	12.5%
Kuwait Finance House	Kuwait	Equity	11.1%
Boubyan Bank	Kuwait	Equity	10.8%
Mabane Co	Kuwait	Equity	8.0%
Air Arabia	UAE	Equity	8.0%

Performance# (since inception 74.9%)

Last 1mth	Last 3mth	2010	2011	2012	2013	2014	2015	2016	2017	2018
2.3%	3.7%	0.1%	-0.6%	12.0%	26.5%	12.6%	-13.2%	-2.0%	4.4%	4.9%

Performance is calculated net of fees