



Qatar Asset Manager - 2016



Qatar Asset Manager - 2017



Qatar Asset Manager - 2018



ETF provider of the year



Best New Fund

# Al Rayan GCC Fund (Q)



April 2019

NAV/unit: QAR 1.570

Performance YTD: **+6.2%**

**Overview:** Global risk assets remained strong in April, fueled by supportive comments from key central banks and upbeat expectations of Sino-American trade negotiations: US and European equities each rose 3%+. Within EM, India and Brazil both rose 1% while China was broadly flat. 10-year US Treasury yields ended 0.09% higher at 2.50%. The US Dollar was ½-1% stronger vs major developed and emerging market currencies. Within commodities, Brent crude added 7% (to \$72) while Gold closed 1% lower at \$1,283. Among other key commodities, urea +12%, ethylene +11%, while wheat, steel and aluminum were all 6-7% lower.

Equity markets across the Gulf rallied. Saudi was the star performer (+6%) on FTSE EM index passive inflows. This was followed by Dubai (+5%), Abu Dhabi (+3.6%) and Qatar (+3%). Inflow into EM credit continued, helping \$16bn of issuance during April. Only \$1.5bn was in sukuk, while Aramco accounted for \$12bn. Regional sukuk returned 1% in April.

Kuwait Finance House, DP World and Gulf Warehousing helped the fund most during the month while Qatar International Islamic Bank, Boubyan Bank and Mesaieed Petrochemical Holding were key laggards.


**Outlook:** Q1 results are out and were mostly uninspiring, across the region. Most companies continue to struggle with subdued demand. 28th May will see the first leg of Saudi's inclusion to the MSCI EM index (approximately \$6bn passive buying is expected). MSCI may also include Qatar's Woqod and Mesaieed Petrochemical to the EM index on the same day; each would see inflows of \$200m if included.

## Fund Facts

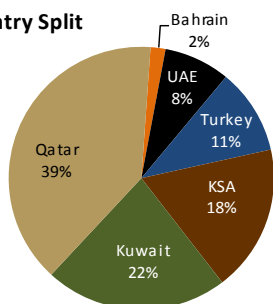
<b>Asset class</b>	Shari'a compliant GCC listed equities and sukuk
<b>Investment Objective</b>	18-24 month capital appreciation
<b>Minimum investment</b>	
- Individual	QAR 100,000 initially, QAR 5,000 thereafter
- Institution	QAR 1,000,000 initially, QAR 50,000 thereafter
<b>Subscription Fees</b>	up to 1%
<b>Management Fees</b>	1.25% pa
<b>Performance Fees</b>	20% of NAV increase above 24%, over 2-years
<b>Lock-in period</b>	Six months
<b>Fund Duration</b>	Open-ended
<b>Founder</b>	Masraf Al Rayan QPSC
<b>Fund Manager</b>	Al Rayan Investment LLC
<b>Regulator</b>	Qatar Central Bank
<b>Custodian</b>	HSBC Bank Middle East
<b>Auditor</b>	Deloitte & Touche
<b>Bloomberg/ Lipper</b>	ARYGCCQ QD/ 68048996
<b>Net Asset Value (NAV)</b>	QAR 204.6 m

## Investments

### Asset Class Split



### Country Split



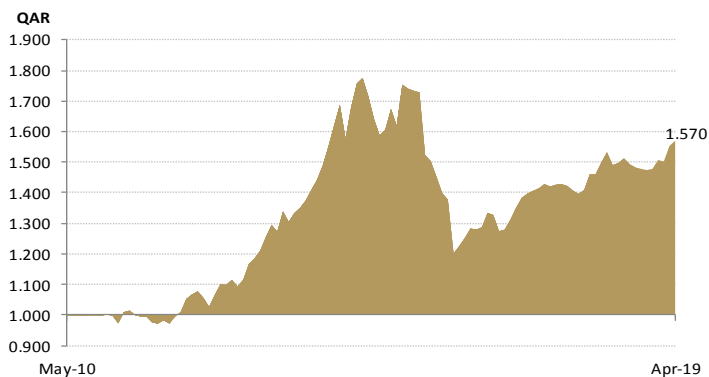
### Fund Indicators (Equity)

Indicator	April 2019
P/E 2019E	16.6x
P/BV 2019E	2.4x
Dividend Yield 2019E	4.1%
ROE 2019E	14.8%
Weighted Market Cap (QAR)	22.2bn

### Fund Indicators (Fixed Income)

Indicator	April 2019
Weighted maturity (years)	3.9
Weighted yield to maturity	7.5%

## Net Asset Value/Unit



## Top 5 Holdings (% of total portfolio)

Company	Country	Instrument	%
Qatar Fuel	Qatar	Equity	10.7%
Dar Al Arkan 2023	KSA	Fixed Income	9.4%
Kuwait Finance House	Kuwait	Equity	8.5%
Qatar International Islamic Bank	Qatar	Equity	7.7%
Dar Al Arkan 2022	KSA	Fixed Income	7.5%

## Performance<sup>#</sup> (since inception 57.0%)

Last 1mth	Last 3mth	2010	2011	2012	2013	2014	2015	2016	2017	2018
1.1%	4.2%	0.1%	-0.6%	12.0%	26.5%	12.6%	-13.2%	-2.0%	4.4%	4.9%

<sup>#</sup> Performance is calculated net of expenses