



Shar'a Fund Manager
of the Year 2012



MENA Sukuk Manager
of the Year 2013



Al Rayan GCC Fund (F)

November 2013

NAV/unit: USD 1.332

Performance YTD: **22.7%**

Overview: The month started with cautious optimism in the US following strong job data and Q3 GDP. Developed market equities were strong (S&P 500 +2.8%) as expectations grew that the Fed will keep interest rates low even after scaling back asset purchases. However EM equities and currencies were generally weaker and 10-year US Treasury yields rose from 2.55% to 2.74% as worries of early tapering re-emerged as the month progressed. The ECB cut rates 25bp to 0.25% yet EUR/USD was unchanged. Commodities were mixed, with rallies in Henry Hub gas (+6.3%), urea (+5.4%) and Brent crude (+1% to \$110) while gold (\$1,251) and aluminum fell 5.5% and 6.5% on the month.

Except for Kuwait (-2%) GCC equity markets ended November in the green; Qatar led (+5.5%), followed by Saudi Arabia (+3.5%), Dubai (+0.8%) and Oman (+0.8%). Bond issuance increased during the month as issuers continued to benefit from market liquidity and the third consecutive month of market strength, although the pace of buying has slowed.

Barwa Real Estate, Al Mouwasat Medical Services and IQ helped the fund most in November while Shaker, Dar Al Arkan and Dar al Arkan 2015 were key laggards. During the month, cash was reinvested in both equities and sukuk.

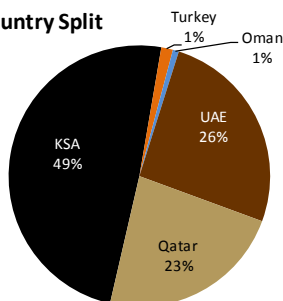
Outlook: Although the economic outlook remains healthy in our focus markets, we see risk of near term weakness in UAE and KSA equities. We are concerned about profit taking in the UAE, while in KSA the crackdown on illegal workers will have an impact. Weakness in either market would offer entry points.

Fund Facts

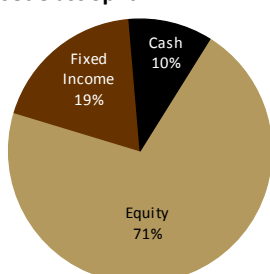
Asset class	Shari'a compliant GCC listed equities and sukuk
Investment Objective	18-24 month capital appreciation
Minimum initial investment	
- Individual	USD 30,000
- Institution	USD 300,000
Subscription Fees	up to 1%
Management Fees	1.25% pa
Performance Fees	20% of NAV increase greater than 24%, over 2-years
Lock-in period	Six months
Fund Duration	Open-ended
Founder	Masraf Al Rayan QSC
Fund Manager	Al Rayan Investment LLC
Regulator	Qatar Central Bank
Custodian	HSBC Bank Middle East
Auditor	KPMG
Bloomberg Ticker	ARYGCCF QD
Lipper ID	68048992
AUM (USD m)	16.2

Investments

Country Split



Asset Class Split



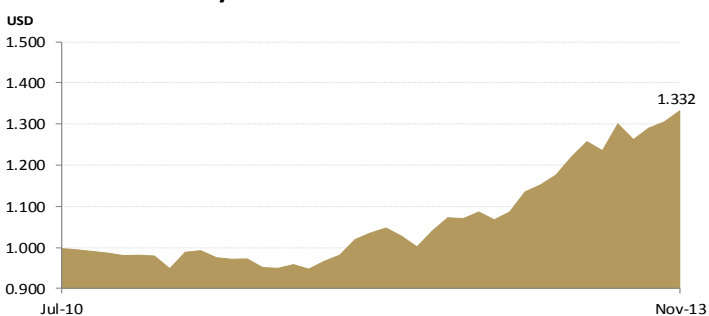
Fund Indicators (Equity)

Indicator	November 28
P/E 2013E	14.0x
P/BV 2013E	2.9x
Dividend Yield 2013E	4.6%
Weighted Market Cap (USD)	7.3bn

Fund Indicators (Fixed Income)

Indicator	November 28
Average Maturity (Years)	3.1
Average Yield to Maturity	7.0%

Net Asset Value/Unit



Top 5 Holdings (% of total portfolio)

Company	Country	Instrument	Holding
Al Mouwasat Medical Services	KSA	Equity	7.1%
Nakheel 2016	UAE	Fixed Income	6.9%
Emaar Properties PJSC	UAE	Equity	6.4%
Industries Qatar QSC	Qatar	Equity	5.9%
Barwa Real Estate	Qatar	Equity	5.4%

	1 mth	3 mth	2010	2011	2012	Since Inception
Performance	2.1%	5.5%	-1.9%	-1.5%	12.4%	33.2%

AL RAYAN INVESTMENT LLC (Authorised by QFCRA), Grand Hamad Street, PO Box 28888, Doha, Qatar

+974 4425 3333

ari.info@alrayan.com

Disclaimer: Past performance is not an indication of future results. The value of investments can go up as well as down. Investors should consider carefully information contained in the Fund prospectus, including investment objectives, risks, charges and expenses. Please read the prospectus carefully before investing. An investment is neither insured nor guaranteed by the Bank nor any other government agency. Although the Fund seeks to preserve and grow the value of your investment, it is possible to lose money by investing in the Fund. If in doubt please seek independent professional financial advice.