

Al Rayan GCC Fund (F)

March 2012

AuM: USD 10.9 million

NAV/unit: USD 1.035

Overview: After a very strong January and February, risk assets, globally, were unable to sustain momentum in March as investors remain watchful. Although headlines have shifted away from Europe's debt crisis (for now), debate on a China slowdown is rising. Further strong US data helped US equities +3% in March (leading to the best Q1 since 1998) but most major global indices were lower (China -7%). EM currencies also gave back some of their February bounce with the Brazilian Real -6% and Indian Rupee -3.5%. Brent +1% to \$122 while gold eased 3% to \$1,667.

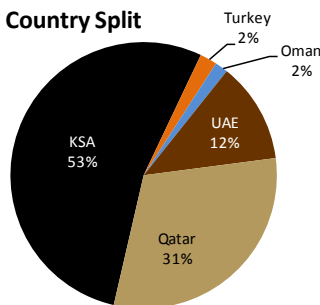
The GCC was a market of two halves: very positive and largely uninteresting. GCC fixed income is dominated by Dubai Inc. and further encouraging developments helped the multi-month rally continue. This was despite considerable new issuance of both conventional and Islamic debt. For equities, it was all about Saudi Arabia (+8%) which continues to benefit from local investors diverting funds from real estate to equities. After an incredible +21% in February, Dubai was the worst performer in the GCC in March, down 5%; other indices were broadly flat.

Outlook: KSA and Dubai were the 8th and 9th best performing equity markets globally in Q1 2012; local and foreign investors were underweight and underlying economic momentum is very supportive. Qatar also remains a focus for us but we see consolidation for some of 2012 as investment spending accelerates in H2. Overall we remain bullish on our focus markets' economic health going in to Q1 results.


Fund Facts	
Asset class	Shari'a compliant, GCC listed equities and fixed-income instruments
Investment Objective	3-5 year capital appreciation
Minimum initial investment	
- Individual	USD 30,000
- Institution	USD 300,000
Subscription Fees	up to 1%
Management Fees	1.25% pa
Performance Fees	10% of NAV increase greater than 36%, over 3-years
Redemption Fees	0.25%
Lock-in period	18 months
Fund Duration	Open-ended
Founder	Masraf Al Rayan QSC
Fund Manager	Al Rayan Investment LLC
Regulator	Qatar Central Bank

Investments

Country Split



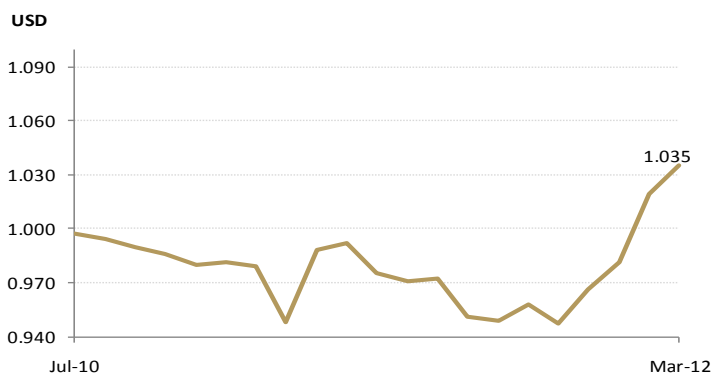
Asset Class Split



Fund Indicators (Equity)	Mar 29
P/E 2012E	10.6x
P/BV 2012E	2.1x
Dividend Yield 2012E	5.7%
Average Market Cap (USD)	4.7bn

Fund Indicators (Fixed Income)	Mar 29
Average Maturity (Years)	1.4
Average Yield to Maturity	10.3%

Net Asset Value/Unit



Top 5 Holdings (% of total portfolio)

Company	Country	Instrument	Holding
Dar Al Arkan 2012	KSA	Fixed Income	13.2%
Ethad Etisalat Co (Mobily)	KSA	Equity	12.0%
Barwa Real Estate Co	Qatar	Equity	9.5%
Industries Qatar QSC	Qatar	Equity	7.7%
Almarai Co Ltd	KSA	Equity	6.7%