



Investor Presentation

31 March 2019

1. Overview of Masraf Al Rayan

2. Key Financial Highlights

2.1 Profitability

2.2 Balance Sheet

2.3 Asset Quality

2.4 Capitalisation

3. Overview of Qatar

4. Key Contacts

1. Overview of Masraf Al Rayan

Overview of Masraf Al Rayan Q.P.S.C. (MAR or Bank)

Profile

- Fully Shariah compliant bank incorporated in Qatar on 4 January 2006 and licensed by the Qatar Central Bank
- Classified as a DSIB (Domestic Systemically Important Bank)

Business Lines

- Corporate Banking & SME
- Retail & Private Banking
- Treasury
- Investment Banking

Market Share

- 2nd largest Islamic bank in Qatar by total assets* (28.3% market share)
- 4th largest amongst all listed Qatari banks by total assets* (6.6% market share)

Public Listing

- Ordinary shares listed on the Qatar Stock Exchange
- 3rd largest bank in Qatar by market capitalisation (USD 7.4 bn)*

Rating

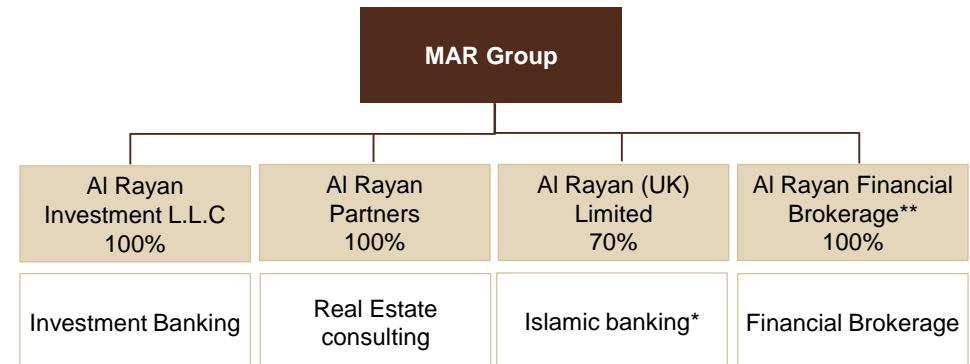
- On 16 July 2018 Moody's has re-affirmed MAR's ratings at A1 with stable outlook

*as at 31 March 2019

Branch Network



Subsidiaries



*Via Al Rayan Bank Plc (formerly known as Islamic Bank of Britain Plc)

** license is frozen for two years 12 January 2017, extended up to 10 September 2019

1. Overview of Masraf Al Rayan Cont.

Board Composition

- The principal role of the Board is to oversee the implementation of the Bank's strategic initiatives and its functions within the agreed framework in accordance with relevant statutory and regulatory structures

Chairman & Managing Director



Dr. Hussain Ali Al Abdulla

Other positions:

- Minister of State & Board Member - QIA
- Board Member - Qatar Supreme Council for Economic Affairs and Investment
- Chairman - Kirnaf Investment and Instalment Company
- Board Member - Gulf Investment Corporation (Kuwait)
- Board Member - Volkswagen (Germany)

Group CEO



Mr. Adel Mustafawi

Other positions:

- Vice Chairman - Qatar Sports Investment
- Vice Chairman - Paris Saint Germain F.C
- Board Member - Kirnaf Investment & Installment Company
- Board Member - Al Rayan Bank PLC
- Board Member - Malomatia

Board Members

Mr. Turki Mohammed Al Khater

Vice Chairman

- *Select other roles:* Chairman - United Development Company, Board Member - Ooredoo (Qatar), President - General Retirement and Social Insurance Authority

Sheikh Nasser Bin Hamad Al Thani

Board Member

- *Select other roles:* Board Member - Starlink, Board Member - Ooredoo (Algeria and Kuwait), Chief New Business Officer - Ooredoo (Qatar)

Dr. Menahi Khalid M. A. Al Hajri

Board Member

- *Select other roles:* Director of Preventive Security Directorate - Ministry of Interior of the State of Qatar

Mr. Sheikh Ali Bin Jassim M Al-Thani

Board Member

- *Select other roles:* Chairman - Qatar Navigation, Board Member - Nakilat

Mr. Nasser Jaralla S. Jaralla Al Marri

Board Member

- *Select other roles:* Acting Chairman of Financial Affairs Authority - Qatar Armed Forces, Board Member - United Development Company

Mr. Abdulla Ahmed Al Maleki Al Jahni

Board Member

- *Select other roles:* Vice Chairman of Insurance Committee - Qatar Chamber, Board Member - Qatar Business Council

H. E. Sheikh Faisal Bin Saud Al-Thani

Board Member

- *Select other roles:* Acting Director of Industrial Portfolio - Qatar Investment Authority, Chairman - Sadeem Technology Company

Mr. Sheikh Khalifa Bin Thani Bin Abdulla

Board Member

2. Key Financial Highlights

Balance Sheet

- Total assets reached \$27,555 million compared to \$28,430 million on 31 March 2018.
- Financing activities increased to \$20,843 million compared to \$19,938 million on 31 March 2018, an increase of 4.5%.
- Investments reached \$5,505 million on 31 March 2019.
- Customer deposits totaled \$17,702 million compared to \$17,216 million on 31 March 2018, an increase of 2.8%.

Income statement

- Net profit totalled \$149 million for the three months ended 31 March 2019, compared to \$146 million made during corresponding period in 2018.
- Operating income for the period increased by 2.1% at \$346 million as compared to \$339 million for the same period in 2018.

Financial Ratios

- Return on average assets of **2.2%**
- Return on average shareholders' equity of the Bank of **17.0%**
- Earnings per share for the period reached QAR **0.726**
- Book value per share reached **\$4.52**
- Operational Efficiency ratio is **22.8%**.

2.1 Profitability

(USD Million)

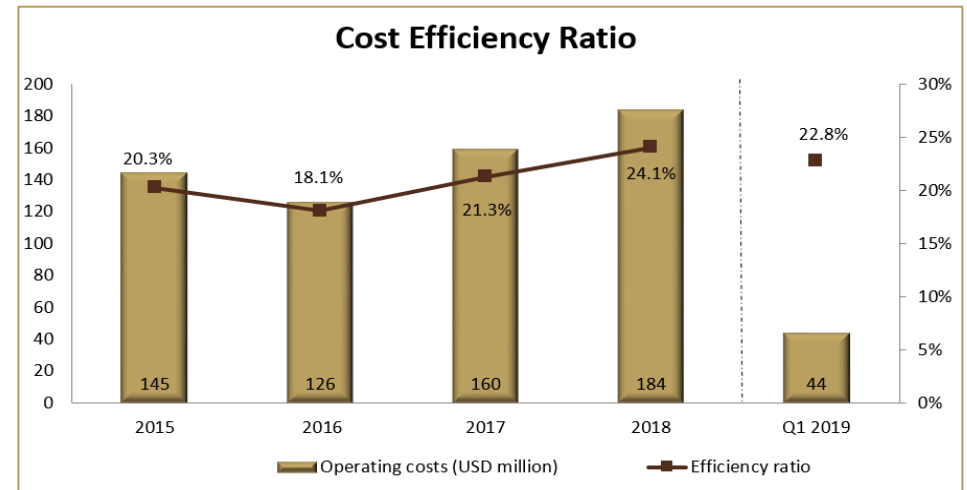
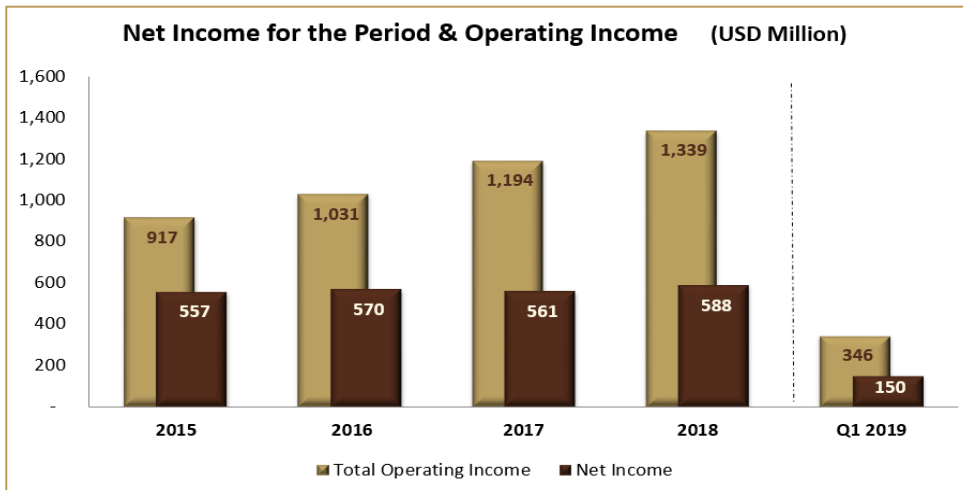
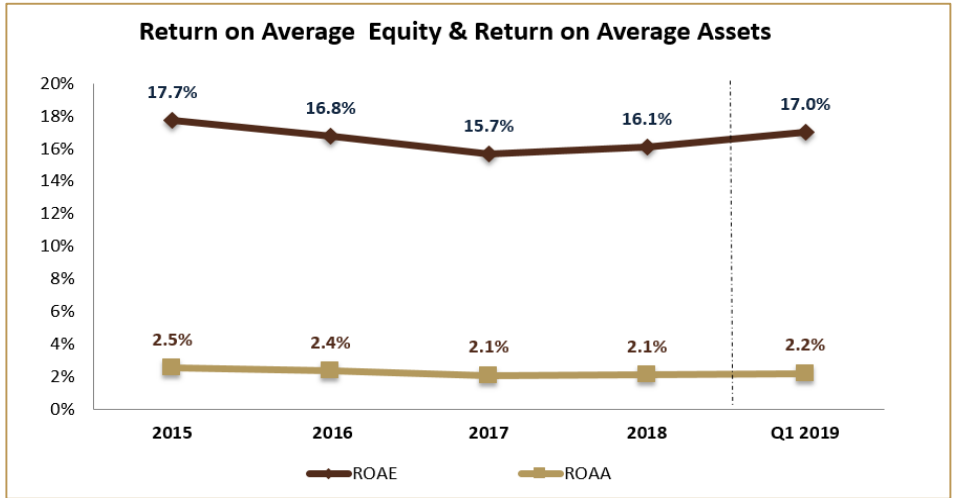
SUMMARY INCOME STATEMENT	2015	2016	2017	2018	Q1 2019
Operating Income	917	1,031	1,194	1,339	346
Return to investment accountholders and Finance expenses	(202)	(334)	(442)	(573)	(151)
Administrative, net impairment and tax	(158)	(127)	(191)	(178)	(45)
Net Income	557	570	561	588	150
Net Income to Equity holders of the bank	570	570	557	585	149

EFFICIENCY

Return on average equity (ROAE)	17.7%	16.8%	15.7%	16.1%	17.0%
Return on average assets (ROAA)	2.5%	2.4%	2.1%	2.1%	2.2%
Efficiency ratio	20.3%	18.1%	21.3%	24.1%	22.8%

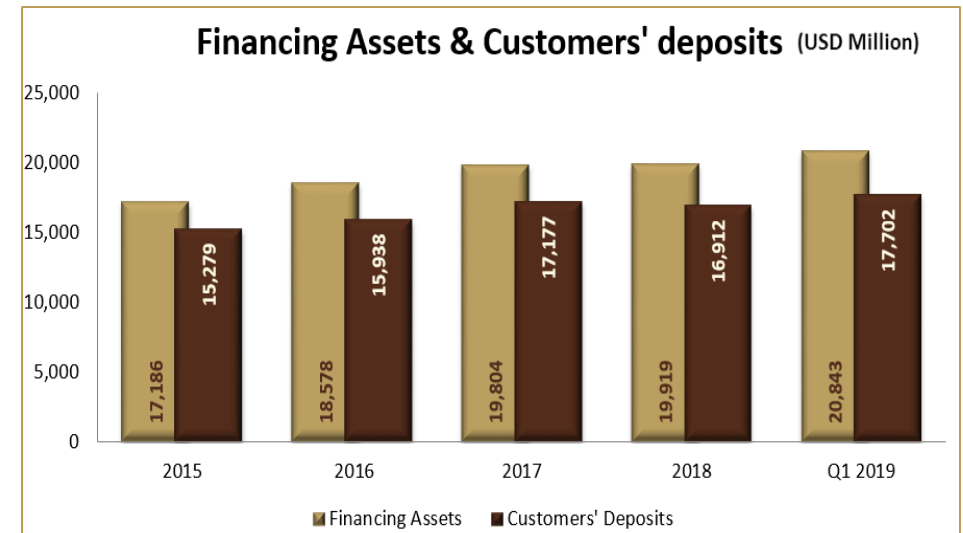
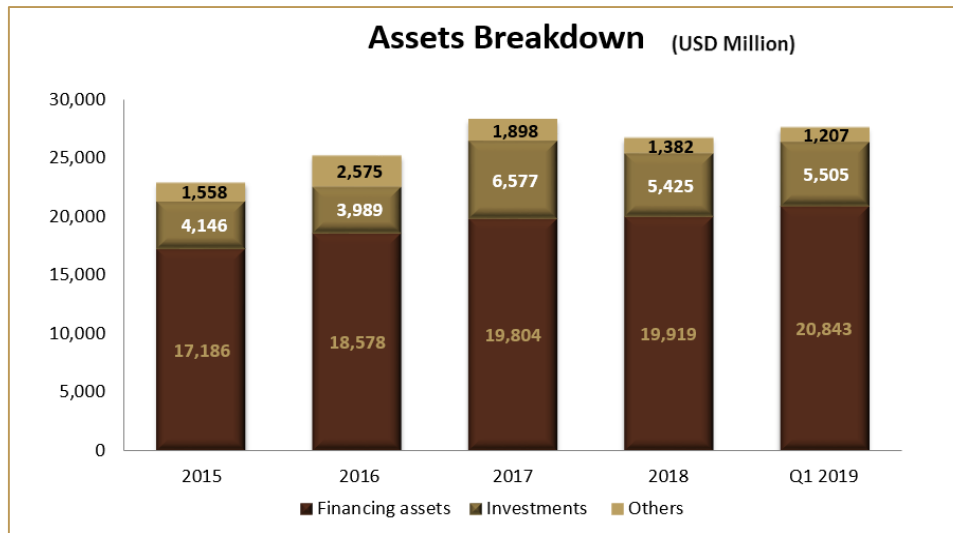
Stable Profitability

- Masraf AlRayan is maintaining a leading position on the return on average assets, which stood at 2.2% p.a. on 31 March 2019.
- The bank has a track record of generating high returns for its shareholders. The Bank's return on average equity (ROAE) stood in excess of 15% from 2015 to 2019, while earnings per share increased from QAR2.76 to QAR2.90 during this time.



2.2 Balance Sheet

SUMMARY BALANCE SHEET	(USD Million)				
	2015	2016	2017	2018	Q1 2019
Total assets	22,890	25,142	28,279	26,726	27,555
Financing assets	17,186	18,578	19,804	19,919	20,843
Investments	4,146	3,989	6,577	5,425	5,505
Customers' deposits	15,279	15,938	17,177	16,912	17,702
Total Equity	3,395	3,536	3,678	3,701	3,443
Book Value per share (USD)	4.41	4.65	4.83	4.86	4.52



2.2 Balance Sheet cont'd

SUBSIDIARIES & ASSOCIATES

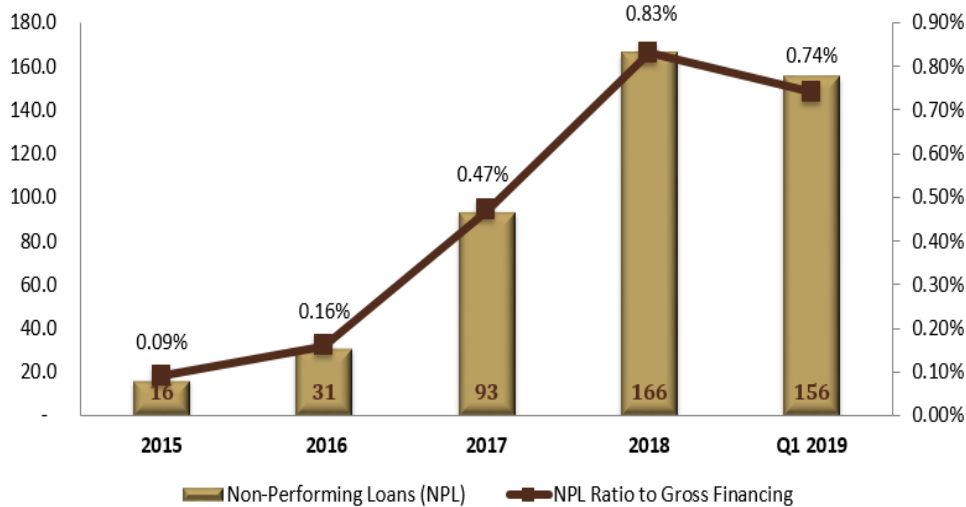
The Bank's subsidiaries and associates as at 31 March 2018:

Entity Name	Country	Capital	Activity	Ownership %
<u>SUBSIDIARIES:</u>				
Al Rayan Investment L.L.C.	Qatar	USD 100,000,000	Investment Banking	100%
Al Rayan Financial Brokerage	Qatar	QAR 50,000,000	Financial Brokerage	100%
Al Rayan (UK) Limited	UK	GBP 100,000,000	Investment activities	70%
Al Rayan Partners	Qatar	QAR 10,000,000	Real Estate Consulting	100%
Lusail Waterfront Investment Co.	Cayman Islands	USD 50,000	Investment activities	100%
MAR Sukuk Limited	Cayman Islands	USD 50,000	Sukuk Issuance	100%
<u>ASSOCIATES:</u>				
Ci-San Trading W.L.L.	Qatar	QAR 30,600,000	Investing and trading	50.00%
Kirnaf Finance Company	KSA	SAR 600,000,000	Leasing	48.76%
Linc Facility Services W.L.L.	Qatar	QAR 6,000,000	Facility Management	33.50%
Daman Islamic Insurance - Beema	Qatar	QAR 200,000,000	Insurance	20.00%
National Mass Housing	Oman	OMR 15,000,000	Real Estate services	20.00%

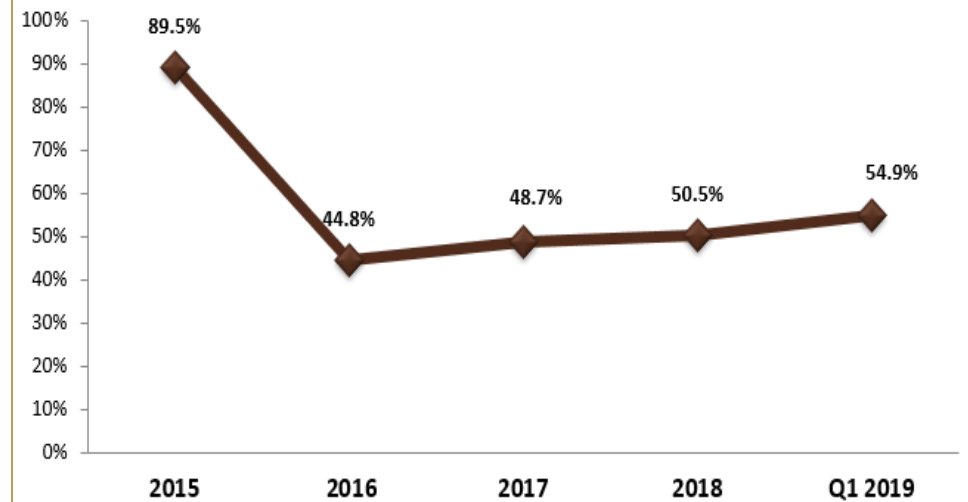
Strong Asset Quality

- Prudent governance supported by strong credit underwriting standards.
- The Bank's quality of assets, in addition to its prudent credit risk management policies and procedures, have enabled the Bank to continue registering a non-performing loan ratio (NPF ratio) of 0.74 % as of 31 March 2019, one of the lowest NPF ratios in the banking industry.
- Conservative provision coverage ratio of 54.9%.

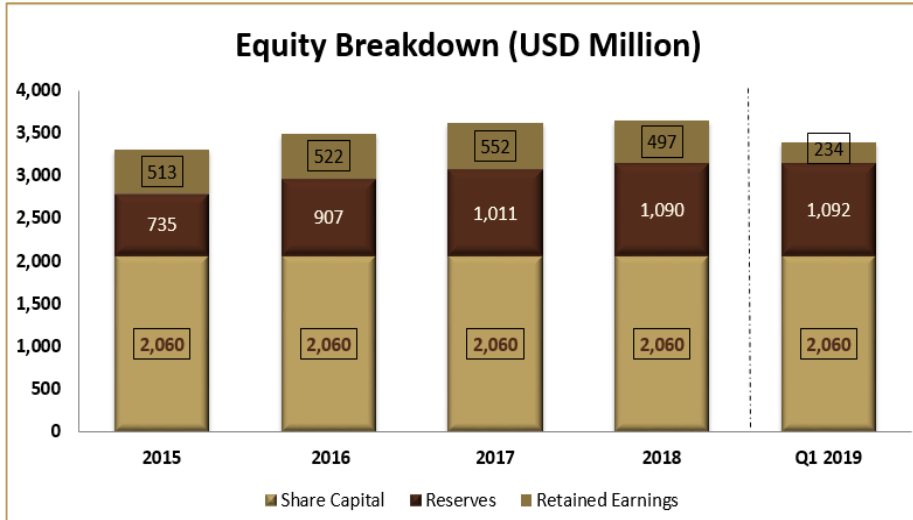
Non-Performing Loans (USD Million)



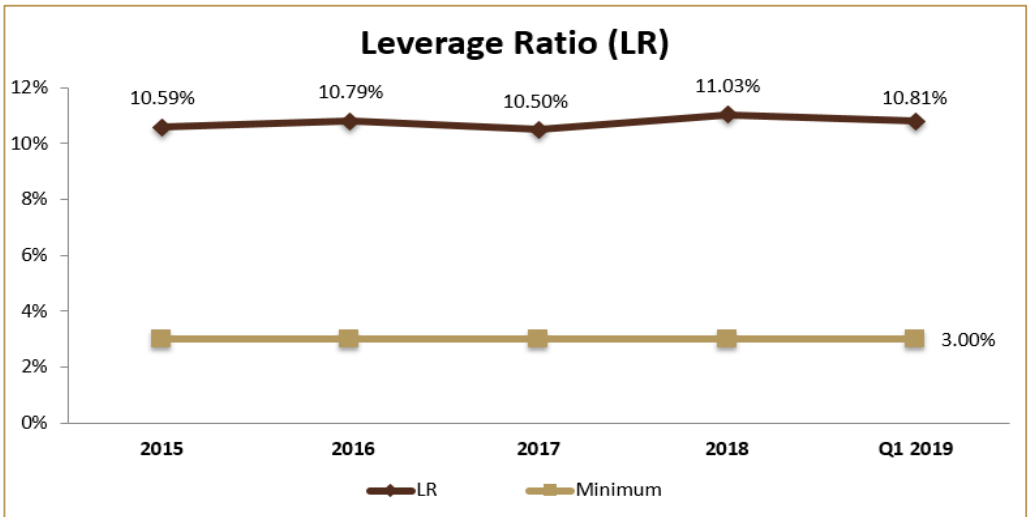
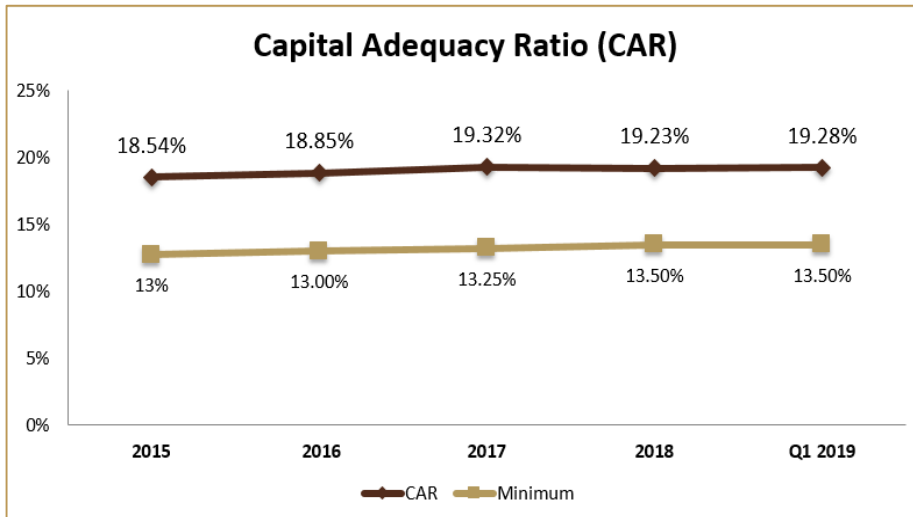
Provision Coverage Ratio



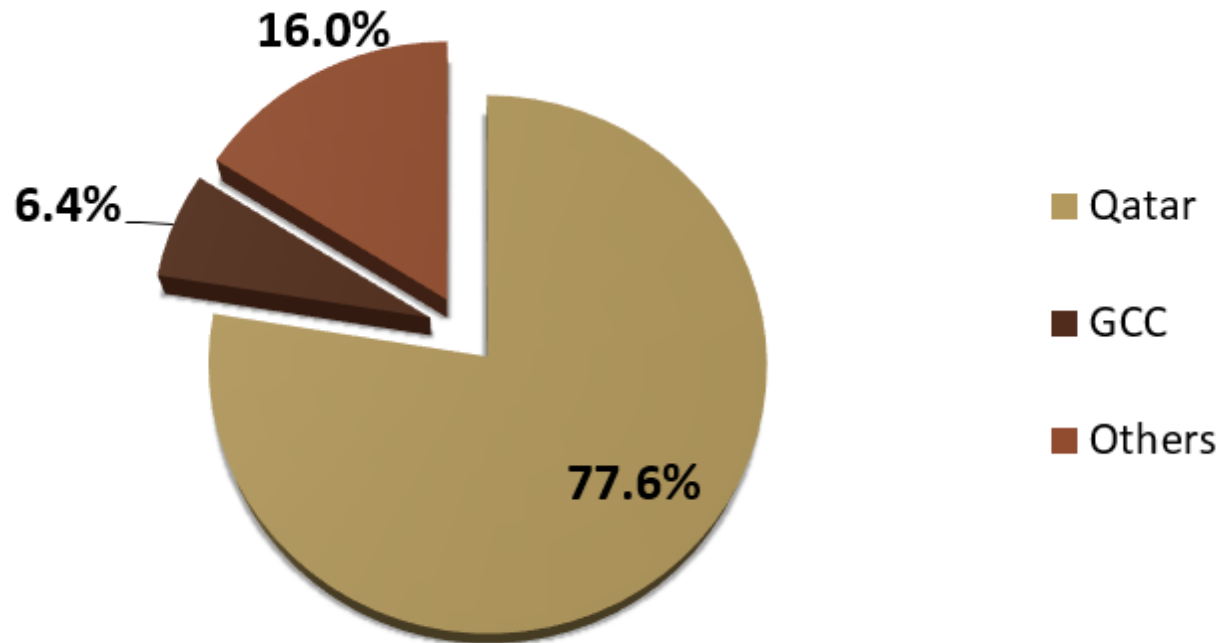
Strengthened Capital



- MAR has a strong capital base with a capital adequacy ratio of 19.28% with a common equity Tier 1 (CET 1) ratio of 18.75% as at 31 March 2019, which highlights that the Bank is well capitalized.
- Well maintained non-risk based leverage ratio.
- MAR complies with the QCB's Basel III requirements to maintain a total capital adequacy ratio in excess of 13.50%.
- MAR is categorized as a Domestic Systemically Important Bank ("DSIB") and is therefore required to hold an additional capital buffer of 1% (to be met solely by core equity Tier 1 capital).



Shareholders' Information December 2018



3. Overview of Qatar

Economic Fundamentals

- Qatar's economy has been prepared itself for hosting 2022 World Cup with the government now projecting the GDP and population growth levels of this the period.
- And it is Qatari Government's strong fiscal and economic policy direction that is also helping the economy to grow at the fastest rate among the GCC countries in spite of the crisis.
- Therefore, the key driver for growth in Qatar is infrastructure spending, while oil prices have also significantly improved.
- Qatar is also the largest exporter of LNG with a global market share of 31%.
- Qatar has also been enjoying the top rank since 2011, in terms of its per capita income—i.e., Qatar is the richest country in the world.

Rating

- The country enjoys one of the highest credit ratings in the world—Aa3/AA-/AA- by the Moody's, S&P and Fitch because of the government's sound macroeconomic policy and resilience.

Outlook

- The outlook for the Qatari economy has improved, as the oil prices have picked .
- The country's budget is now also in surplus and will remain so, going forward, according to the recent figures from the Ministry of Finance

3. Overview of Qatar cont'd

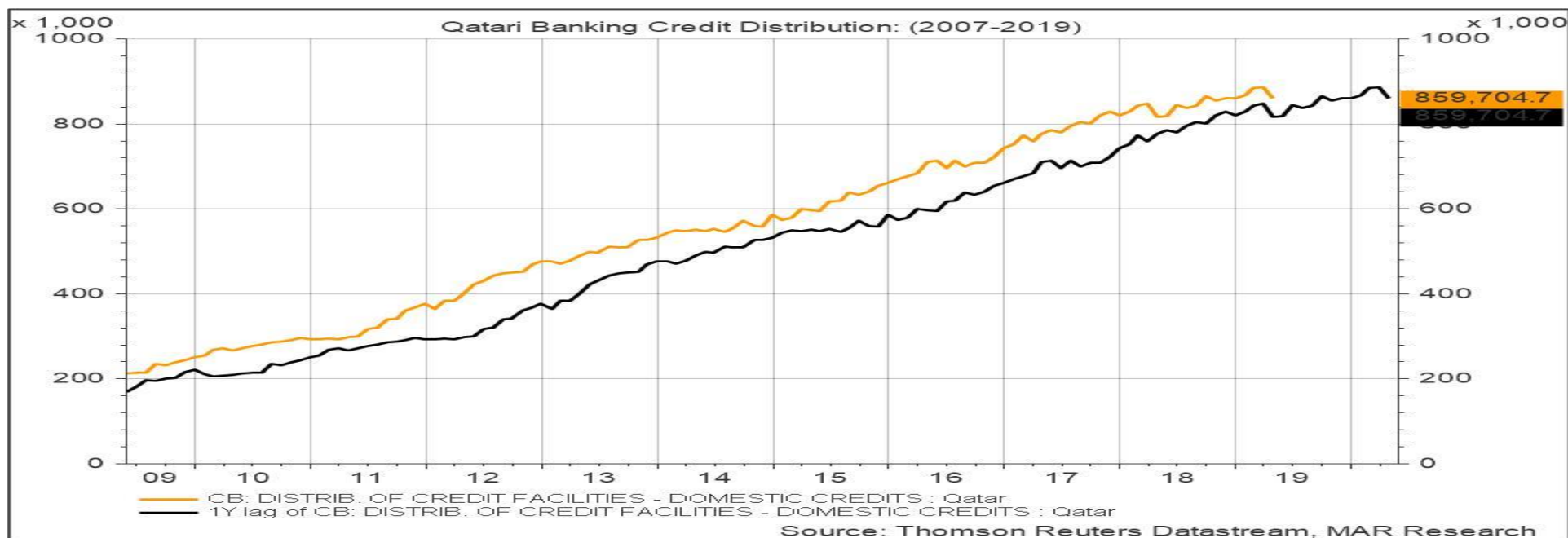
Overview of the Qatari Banking Sector

Snapshot of the Qatari Banking Sector

- A total of 18 banks licensed by the Qatar Central Bank:

Banks	No.
Islamic banks	4
Conventional banks	6
State-owned bank	1
Foreign banks	7

- Banks' total assets stood at USD \$402.1 billion, as of March 31, 2019
- Qatari Banks credit growth rate and distribution have also been above trend since 2007 (See chart below).



4. Key Contacts

Key Contacts

Group Chief Executive Officer

Adel Mustafawi +974 4423 5800 Adel.Mustafawi@alrayan.com

Chief Operating Officer

Ahmed Sheikh +974 4423 5600 Ahmed.Sheikh@alrayan.com

Al Rayan Investment

Haithem Katerji, Chief Investment Officer +974 4423 5770 Haithem.Al-Katerji@alrayan.com

Treasury

Mahmood Ahmed, Executive Manager, Treasury +974 4423 5686 Mahmood.ahmed@alrayan.com

Wholesale Banking

Mohammed Ismail AlEmadi, GM, Corporate Banking +974 4423 5717 Mohammed.Al-Emadi@alrayan.com

SME Banking

Mahboob Haider, AGM, Head of SME +974 4423 5747 Mahboob.Haider@alrayan.com

Retail Banking

Hamad Aljamali, GM, Retail & Private Banking +974 4423 5711 Hamad.Aljamali@alrayan.com

Financial Control

Muhammad Tauseef Malik, GM, Financial Controls +974 4423 5668 Muhhammad.Malik@alrayan.com

Financial Institutions

Nadia Laribi, Relationship Manager Manager, Financial Institutions +974 4423 7208 Nadia.Laribi@alrayan.com

Corporate Communication

Aalaedin Khirawi, Manager, Corporate Communication +974 4423 5612 Aalaedin.Khirawi@alrayan.com