



Shar'i'a Fund Manager
of the Year 2012



MENA Sukuk Manager
of the Year 2013

Al Rayan GCC Fund (Q)



October 2013

NAV/unit: QAR 1.350

Performance YTD: 21.2%

Overview: October started with a large part of the US federal government closed down on budget impasse. This kept the markets in check initially but the sings of nervousness started to appear later in the month, as lawmakers deadlock prolonged. An eleventh-hour deal on debt ceiling followed by weak US data set the markets rolling and closed the month 3-5% higher. Commodities were mixed with Brent, natural gas and steel up 1.3%, 2.1% and 5.1% respectively while WTI, gold and copper down 5.4%, 0.6% and 0.7%; US Treasuries rallied (10-year yield down to 2.56% compared to 2.61% last month).

GCC equities moved up but underperformed global equities in October. Dubai (+5.8%) continues to shine relative to its peers and Qatar (+2.4%) also catch up following weaker September. Investors in Saudi (+1%) were hesitant as many consumer/retail companies reported disappointing third quarter earnings on Saudisation costs. The regional bonds continued to advance in the second consecutive month and several issuers, taking advantage of considerable pent up demand, began to launch deals which saw increased investor interest.

Barwa Real Estate, Industries Qatar and Al Mouwasat Medical Services helped the fund most in October while Shaker, United Electronics (Extra) and Al Rajhi Bank were key laggards.

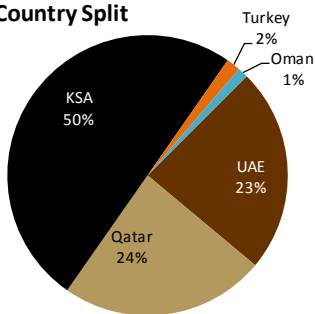
Outlook: The economic prospects of our focus GCC markets of Saudi Arabia, Qatar and the UAE continue to remain robust and we aim to capitalise on buying opportunities in Saudi Arabia, as some good companies are coming at attractive buy levels.

Fund Facts

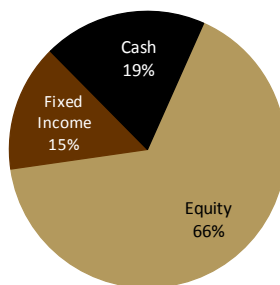
Asset class	Shari'a compliant GCC listed equities and sukuk
Investment Objective	18-24 month capital appreciation
Minimum initial investment	
- Individual	QAR 100,000
- Institution	QAR 1,000,000
Subscription Fees	up to 1%
Management Fees	1.25% pa
Performance Fees	20% of NAV increase greater than 24%, over 2-years
Lock-in period	Six months
Fund Duration	Open-ended
Founder	Masraf Al Rayan QSC
Fund Manager	Al Rayan Investment LLC
Regulator	Qatar Central Bank
Custodian	HSBC Bank Middle East
Auditor	KPMG
Bloomberg Ticker	ARYGCCQ QD
Lipper ID	68048996
AUM (QAR m)	172.1

Investments

Country Split



Asset Class Split



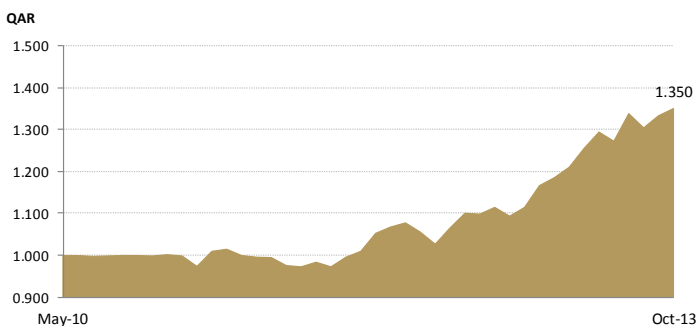
Fund Indicators (Equity)

Indicator	October 30
P/E 2013E	13.1x
P/BV 2013E	2.8x
Dividend Yield 2013E	4.8%
Weighted Market Cap (QAR)	27.5bn

Fund Indicators (Fixed Income)

Indicator	October 30
Average Maturity (Years)	3.1
Average Yield to Maturity	6.8%

Net Asset Value/Unit



Top 5 Holdings (% of total portfolio)

Company	Country	Instrument	Holding
Nakheel 2016	UAE	Fixed Income	7.4%
Al Mouwasat Medical Services	KSA	Equity	6.6%
Emaar Properties PJSC	UAE	Equity	6.5%
Barwa Real Estate	Qatar	Equity	5.9%
Industries Qatar QSC	Qatar	Equity	5.9%

	1 mth	3 mth	2010	2011	2012	Since Inception
Performance	1.3%	0.9%	0.1%	-0.6%	12.0%	35.0%

AL RAYAN INVESTMENT LLC (Authorised by QFCRA), Grand Hamad Street, PO Box 28888, Doha, Qatar

+974 4425 3333

ari.info@alrayan.com

Disclaimer: Past performance is not an indication of future results. The value of investments can go up as well as down. Investors should consider carefully information contained in the Fund prospectus, including investment objectives, risks, charges and expenses. Please read the prospectus carefully before investing. An investment is neither insured nor guaranteed by the Bank nor any other government agency. Although the Fund seeks to preserve and grow the value of your investment, it is possible to lose money by investing in the Fund. If in doubt please seek independent professional financial advice.