



Sharfa Fund Manager of the Year 2012



MENA Sukuik Manager of the Year 2013



Qatar Asset Manager - 2014

# Al Rayan GCC Fund (Q)



November 2014

NAV/unit: QAR 1.641

Performance YTD: 16.5%

**Overview:** November was dominated by a 19% plunge in oil which took Brent crude (\$70.2) back to 2010 levels. This came after no action by OPEC on a production cut. Continued strength of USD (+2% and 4% vs GBP and JPY) didn't help commodities which were generally weaker with copper and silver down 4-6% and gold -0.5% to \$1,166. Ethylene was however 3% higher. On a positive note, November was strong month for global equities, despite investor concerns on the sustainability of the global economic recovery. In the US, the S&P 500 rose 2.5% while European equities gained 3.0% on increased expectation of further easing by ECB. US 10 year Treasury yields fell back to 2.16% from 2.34% last month.

The heat of falling oil prices was clearly felt across all GCC equity markets as the region's biggest market, KSA, officially entered a bear market. Saudi Arabia lost 14% in November, followed by Oman (-7%), while Dubai, Kuwait and Qatar fell 6%. A handful of bonds were launched which raised over \$2.5bn, including Mumtalakat, FlyDubai, and DIFC. Supported by the rally in Treasuries, regional credit rose another 0.5%.

Al Meera Consumer Goods, Emaar Properties and Barwa Real Estate helped the Fund most in November while Al Hokair, Najran Cement and Dar Al Arkan were key laggards.

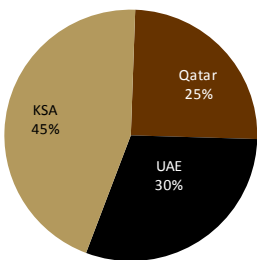
**Outlook:** The collapse of oil was a surprise and will impact investor sentiment. However much of the GCC's investment case is driven by critical government spending unlikely to be impacted despite weak oil. There will certainly be differentiation between the richer and poorer countries in the GCC and we will look to investments likely to benefit from current oil prices.

## Fund Facts

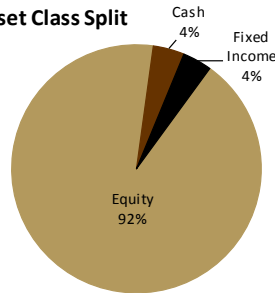
<b>Asset class</b>	Shari'a compliant GCC listed equities and sukuk
<b>Investment Objective</b>	18-24 month capital appreciation
<b>Minimum investment</b>	
- Individual	QAR 100,000 initially, QAR 5,000 thereafter
- Institution	QAR 1,000,000 initially, QAR 50,000 thereafter
<b>Subscription Fees</b>	up to 1%
<b>Management Fees</b>	1.25% pa
<b>Performance Fees</b>	20% of NAV increase greater than 24%, over 2-years
<b>Lock-in period</b>	Six months
<b>Fund Duration</b>	Open-ended
<b>Founder</b>	Masraf Al Rayan QSC
<b>Fund Manager</b>	Al Rayan Investment LLC
<b>Regulator</b>	Qatar Central Bank
<b>Custodian</b>	HSBC Bank Middle East
<b>Auditor</b>	KPMG
<b>Bloomberg Ticker</b>	ARYGCCQD
<b>Lipper ID</b>	68048996
<b>Net Asset Value (NAV)</b>	QAR 243.4 m

## Investments

### Country Split



### Asset Class Split



### Fund Indicators (Equity)

### November 2014

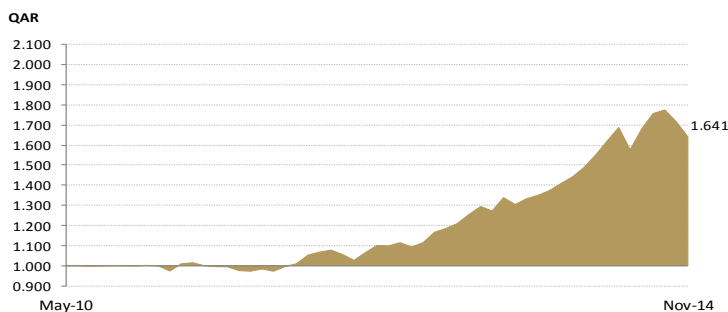
P/E 2014E	19.6x
P/BV 2014E	3.5x
Dividend Yield 2014E	3.6%
Weighted Market Cap (QAR)	33.1bn

### Fund Indicators (Fixed Income)

### November 2014

Average Maturity (Years)	2.1
Average Yield to Maturity	4.7%

## Net Asset Value/Unit



## Top 5 Holdings (% of total portfolio)

Company	Country	Instrument	%
Emaar Properties PJSC	UAE	Equity	11.2%
Mouwasat Medical Services Co	KSA	Equity	10.2%
Barwa Real Estate Co	Qatar	Equity	6.6%
Najran Cement Co	KSA	Equity	6.3%
Dubai Islamic Bank	UAE	Equity	5.6%

	1 mth	3 mth	2010	2011	2012	2013	Since Inception
Performance	-4.4%	-6.6%	0.1%	-0.6%	12.0%	26.5%	64.1%